

For Health Hazard Applications

Job Name _____

Contractor _____

Job Location _____

Approval _____

Engineer _____

Contractor's P.O. No. _____

Approval _____

Representative _____

Series 994HMB

Hydrant Meter Backflow Preventer

Sizes: 2½" – 7NST x 3"


Model 994 HMB Hydrant Meter Backflow Preventer is for use in measurement of potable water from a fire hydrant or other non-permanent installation where flow is in one direction only and the possibility of cross-connection exists. The Watts 994HMB fire hydrant preventer meter is designed to protect the potable water system by preventing backflow through the fire hydrant. This model can be used where approved by the local authority having jurisdiction on health hazard cross-connections.

Features

- Heavy duty relief valve cover prevents vandalism and protects relief valve from damage when 994HMB is transported to another fire hydrant location
- In-line flow restrictor protects the meter measuring element and the backflow preventer components from damage due to excessive flow
- Backflow preventer made from 300 Series stainless steel for corrosion resistance
- Portable, lightweight design makes device easily transportable between job sites
- Accurately measures flow and protects the water supply from possible contamination
- Built-in support leg is adjustable in the field
- Factory assembled and tested; no field assembly required; eliminates leaks and improper assembly

Specifications

- Typical Operating Range (100%±1.5%): 5 to 660 gpm (1.1 to 150 m³/h)
- Maximum Continuous Flow: 450 gpm (102 m³/h)
- Maximum Intermittent Flow: 660 gpm (150 m³/h)
- Typical Low Flow (Min. 95%): 4 gpm (0.9 m³/h)
- Pressure Loss at Maximum: 37psi @ 450 gpm (2.6 bar @102 m³/h); standard couplings with orifice and screen
- Continuous Operation: 23psi @ 350 gpm
- Maximum Operating Pressure: 150psi (10.3 bar)
- Standard Hose Coupling: 2½" - 7½ NST threads National Standard thread fire hose coupling



994HMB

Materials

All Internal Metal Parts: 300 Series Stainless Steel
 Main Valve Body: 300 Series Stainless Steel
 Check Assemblies: Noryl®
 Shutoff Valve: Brass
 Relief Valve Guard: 300 Series Stainless Steel

Meter Materials

- Housing: Heat treated aluminum alloy
- Nose Cone and Straightening Vanes: Thermoplastic
- Rotor: Thermoplastic
- Rotor Radial Bearings: Lubricated thermoplastic
- Rotor Thrust Bearings: Sapphire jewels
- Rotor Bearing Pivots: Passivated 316 stainless steel
- Calibration Mechanism: Stainless steel and thermoplastic
- Flow Restriction Orifice: Heat treated aluminum alloy
- Magnet: Ceramic
- Register Cover: Bronze
- Trim: Stainless steel
- Inlet Screen: Stainless steel with elastomer

Maintenance

The Watts 994HMB fire hydrant backflow preventer meters are designed and manufactured to provide long-term service with minimal maintenance. When maintenance is required, it can be performed easily either at the meter installation or at any other convenient location. As an alternative to repair by the utility, Watts can arrange various maintenance and meter component exchange programs to fit the needs of the utility.

**IMPORTANT: INQUIRE WITH GOVERNING AUTHORITIES
FOR LOCAL INSTALLATION REQUIREMENTS**

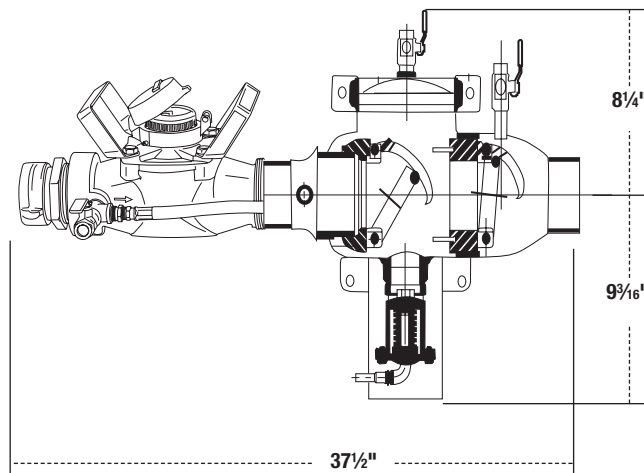
WATTS®

Watts product specifications in U.S. customary units and metric are approximate and are provided for reference only. For precise measurements, please contact Watts Technical Service. Watts reserves the right to change or modify product design, construction, specifications, or materials without prior notice and without incurring any obligation to make such changes and modifications on Watts products previously or subsequently sold.

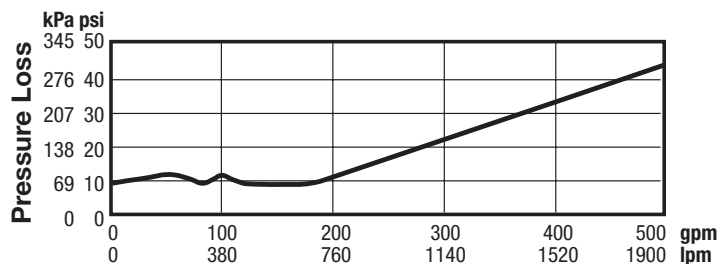
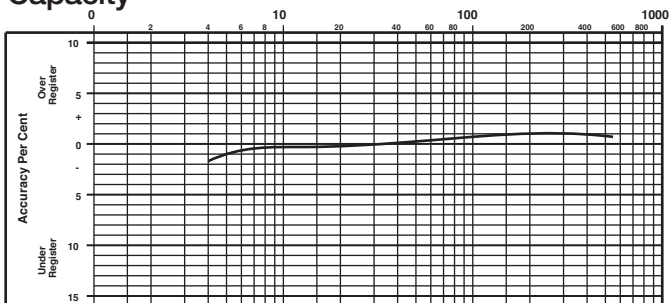
Dimensions – Weights

- Overall lay length: 37½" (953mm)
- Weight: 66 lbs. (30 kgs)
- Height from top of open gate valve to bottom of relief valve: 19" (483mm)
- Width: 10" (254mm)

MODEL	WEIGHT	
	lbs.	kgs.
994HMB-GPM	66	30
994HMB-CFM	66	30



Capacity



Approvals

Model 994HMB Hydrant Meter Backflow Preventer meets the design requirements of most national standards. Due to the portability of the unit, there are no national approvals available. Contact the factory for specific approvals on the reduced pressure backflow preventer.

Typical Installation – Hydrant Meter Backflow



WATTS®

Backflow Prevention Products

ES-994HMB 0708

ISO 9001
CERTIFIED

USA: 815 Chestnut St., No. Andover, MA 01845-6098; www.watts.com
Canada: 5435 North Service Rd., Burlington, ONT. L7L 5H7; www.wattscanada.ca

© Watts Regulator Company, 2007