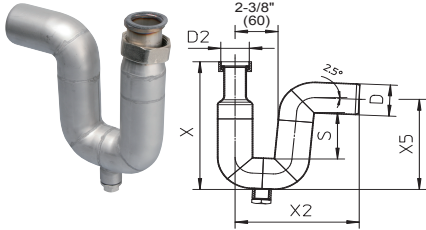


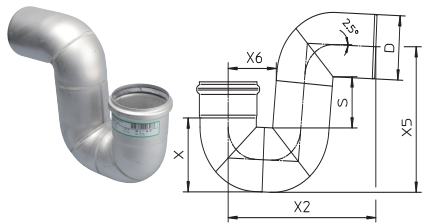
SPECIFICATION: BLÜCHER PIPE AISI Type 316L (standard) stainless steel pipe system, with Push-Fit socket connections with EPDM (standard) sealing ring. All BLÜCHER PIPE to be treated with pickling and passivation finish process.



P-Trap w/Coupling & Drain Plug Dimensional Chart

Model No.	D	S	D2	X	X2	X5
PTC-2x1-1/4-316	2"(50)	2-15/16"(74)	1-1/4"(32)	8-1/16"(205)	6-7/8"(175)	5-3/4"(145)
PTC-2x1-1/2-316	2"(50)	2-15/16"(74)	1-1/2"(40)	8-1/16"(205)	6-7/8"(175)	5-3/4"(145)
PTC-2x2-316	2"(50)	2-15/16"(74)	2"(50)	8-1/16"(205)	6-7/8"(175)	5-3/4"(145)

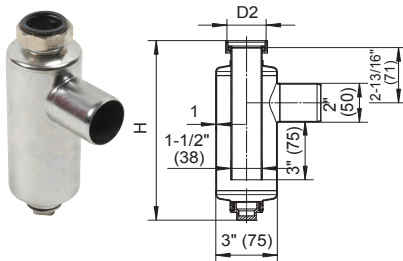
Global Ref. # 525.XXX.050S



P-Trap Dimensional Chart

Model No.	D	S	X	X2	X5	X6
PT-2	2"(50)	2-15/16"(74)	2-1/2"(63)	6-7/8"(175)	5-3/4"(145)	2-3/8"(60)
PT-3	3"(75)	3-1/4"(81)	3-9/16"(89)	8-3/4"(222)	7-7/16"(189)	2-15/16"(74)
PT-4	4"(110)	3-9/16"(89)	5"(126)	11-3/8"(289)	9-13/16"(249)	3-3/4"(94)
PT-6	6"(160)	4-3/16"(105)	7"(178)	15-1/4"(388)	13-5/16"(338)	4-13/16"(121)
PT-8	8"(200)	13-5/8"(347)	16-5/8"(422)	40-3/16"(1020)	25-3/8"(644)	N/A

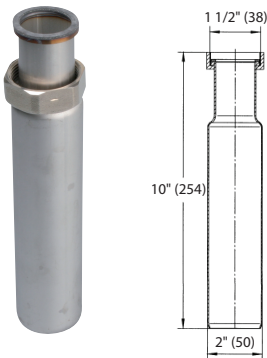
Global Ref. # 525.090.XXXS



Bottle Trap Dimensional Chart

Model No.	D2	H
BT-1-1/4	1-1/4"(32)	9-13/16"(250)
BT-1-1/2	1-1/2"(40)	9-3/16"(233)
BT-2	2"(50)	9-9/16"(243)

Global Ref. # 505.XXX.050S



Tailpiece Adaptor Dimensional Chart

Model No.	Pipe Size
TA-1-1/2x2-316	2"(50)

Global Ref. # 851.025.040S

Job Name _____ Contractor _____
 Job Location _____ Approval _____
 Engineer _____ Contractor's P.O. No. _____
 Approval _____ Representative _____

