

SERIES ETO SPTS

SKID MOUNTED RAINSETS™ FOR NON-POTABLE WATER SUPPLY

BRAE Series ETO SPTS Rainsets manage the distribution and water treatment functions of commercial rainwater system installations. SPTS systems provide submersible pumps preinstalled into pump sleds ready for installation and wiring. Treatment Rainsets are provided in a modular skid mounted design with single point power connection. Systems are pre-wired, pre-tested, and ready for installation.**

ADVANTAGES

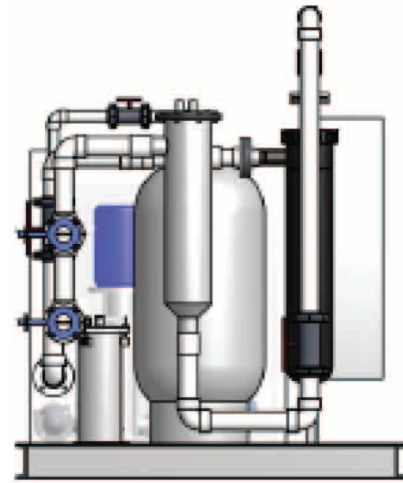
- Wide range of pretested options for use in rainwater harvesting
- Single point power connection
- Smart and intuitive touchscreen system controller
- Wide range of flow capabilities to meet project requirements
- Packaged skid design for easy transport and installation
- Factory tested with on-site services available
- Easy system integration with available BRAE tanks and inlet filtration
- Readily available after-sale service and consumables replacement

OPTIONAL FEATURES

- 2" to 6" (50 to 150mm) Pipe material in schedule 80 PVC and 304 or 316 stainless steel (ProPress™)
- Simplex, duplex, or triplex booster pumps
- Wide array of filtration options:
 - Self-cleaning strainers
 - Carbon or stainless steel bag
 - Pleated cartridge
 - Granular activated carbon
- UV irradiation systems
- Ozone dosing systems
- Chemical and dye dosing systems
- Buffer/Day tank options
- Electrically controlled direct bypass or makeup valve for secondary water supply

! WARNING

Rainwater supplied by BRAE rainwater harvesting systems is not potable water and is not intended for potable water applications. Do Not Drink Water supplied from BRAE rainwater systems and related equipment. Users shall determine the suitability of the product for the intended application before using.



Series ETO SPTS
(System configuration will vary based on application)

PUMP SYSTEM

- High TDH stainless steel pump(s)
- Dry-run protection
- Premium efficiency pump motor
- Soft-start
- Over-voltage and under-voltage protection
- Overload protection
- Variable speed constant pressure control

RAINSET™ CONTROLS

- Single point power connection at main disconnect
 - UL/cUL 508A electrical panel listing
 - Hand operated switch for emergency pump shutdown
 - Color touchscreen operator interface that includes*:
 - System pressure adjustment
 - UV irradiation system control and monitoring
 - Low and high pressure system shutdown adjustment
 - Tank level gauges
 - Low tank level system shutdown to secondary water supply
 - Differential pressure with warning and system function adjustment
 - Secondary water supply valve control and adjustment
 - Service screen with emergency contact information
 - On-screen system alarms and system failure notifications
 - MODBUS output for integration to BMS
- *Some features optional and dependent upon system configuration.

BRAE product specifications in U.S. customary units and metric are approximate and are provided for reference only. For precise measurements, please contact BRAE Technical Service. BRAE reserves the right to change or modify product design, construction, specifications, or materials without prior notice and without incurring any obligation to make such changes and modifications on BRAE products previously or subsequently sold.

Job Name _____

Contractor _____

Job Location _____

Approval _____

Engineer _____

Contractor's P.O. No. _____

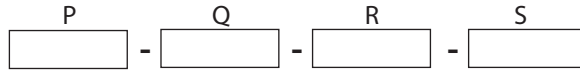
Approval _____

Representative _____

<p>MODEL: ETO SPTS - <input type="text"/> - <input type="text"/> - <input type="text"/> - <input type="text"/> - <input type="text"/> - <input type="text"/> - <input type="text"/> - <input type="text"/> - <input type="text"/> - <input type="text"/> - <input type="text"/> - <input type="text"/> - <input type="text"/> - <input type="text"/> - <input type="text"/> - <input type="text"/> - <input type="text"/> - <input type="text"/> - <input type="text"/> - <input type="text"/></p> <p>Series ETO SPTS Rainset™</p> <p>A: Piping _____ 2" Schedule 80 PVC (01) 3" Schedule 80 PVC (02) 2" 304 S/S ProPress (03) 3" 304 S/S ProPress (04) 2" 316 S/S ProPress (05) 3" 316 S/S ProPress (06) Other: _____ (10)</p> <p>B: Voltage _____ 115V (01) 208-230V (Single Phase) (02) 208-230V (Three Phase) (03) 460V (Three Phase) (04) 575V (Three Phase) (05)</p> <p>C: Submersible Pump Configuration _____ Simplex (1) Duplex (2)</p> <p>D: Submersible Pump HP _____ 1.5 2 3 5 7.5 10 15 20 Pump 1: Model Number _____ Pump 1: GPM @ TDH _____ Pump 2: Model Number _____ Pump 2: GPM @ TDH _____ Setpoint Pressure _____</p> <p>E: Strainer (Sediment) _____ Manual Flushing Sediment Strainer (01) Automatic Flushing Sediment Strainer (02) None (00) Specify Micron Size: (100) (50) (25) (10) _____</p> <p>F: Filtration Layout _____ Series (01) Parallel (02)</p> <p>G: Filtration Type _____ Carbon Steel Bag Filters (01) Stainless Steel Bag Filters (02) Cartridge Filters (03)</p>	<p>H: Filter 1 Size: _____ 100 Micron (100) 50 Micron (50) 20 Micron (20) 5 Micron (05) 1 Micron (01) None (00)</p> <p>I: Filter 2 Size: _____ 100 Micron (100) 50 Micron (50) 20 Micron (20) 5 Micron (05) 1 Micron (01) None (00)</p> <p>J: Filter 3 Size: _____ 100 Micron (100) 50 Micron (50) 20 Micron (20) 5 Micron (05) 1 Micron (01) None (00)</p> <p>K: Water Treatment _____ UV Disinfection (01) Chlorine Disinfection (02) UV Disinfection + Chlorine Disinfection (03) Ozone Disinfection (04) Ozone Disinfection + Chlorine Disinfection (05)</p> <p>L: Additional Treatment _____ None (00) Granular Activated Carbon (01)</p> <p>M: Backup Supply _____ Direct Bypass (Installed on Rainset) (01) Tank Makeup (Installed on Rainset) (02) Tank Makeup (Shipped Loose for Remote Install) (03) None (00)</p> <p>N: Recirculating Line _____ None (00) Yes - 1" (01) Yes - 2" (02) Yes - 0.5" (03)</p> <p>O: Dye Injection _____ None (00) * Standard Yes (01) * Check local codes</p>
---	--

**Additional field wired connections may be required and are dependant upon configuration.

ProPress® is a registered trademark of Viega N.A.



P. TANK MODEL
(select from table below)

Q. Pressure (Specify PSI)

R. Mounting
Shipped Loose (01)
Mounting on Rainset (02)

S: Additional Requirements:
None (00)
Multi Discharge (01)
Other _____

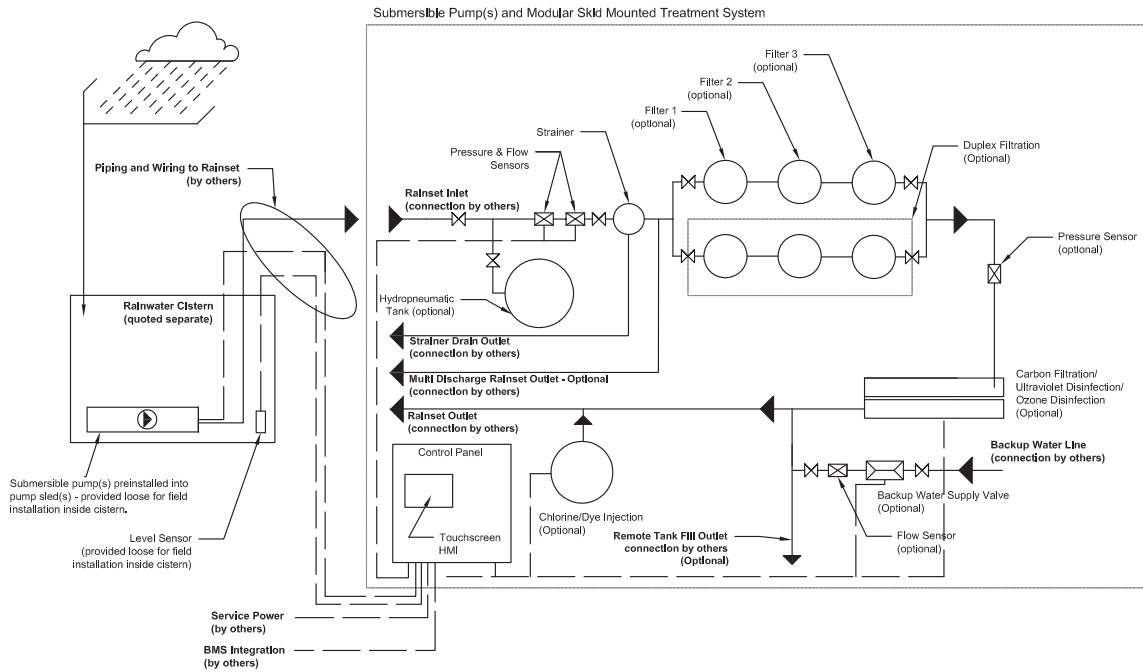
Tank Model	Volume		Max Acceptance Factor	Diameter		Height		Shipping Wt							
	Gal	L		in.	mm	in.	mm	(150PSI)		(175PSI)		(250PSI)		(300PSI)	
								Lbs	Kg	Lbs	Kg	Lbs	Kg	Lbs	Kg
WX-102	4.4	16.72	0.55	11	279.4	15	381	9	4	—	—	—	—	—	—
WX-104	10.3	39.14	1.00	15 3/8	390.5	17 3/4	451	20	9	—	—	—	—	—	—
WX-201	14.0	53.2	0.81	15 3/8	391	25 1/8	638	25	11	—	—	—	—	—	—
WX-202	20.0	76.0	0.57	15 3/8	391	32 1/8	816	33	15	—	—	—	—	—	—
WX-203	32.0	121.6	0.35	15 3/8	391	46 1/2	1181	43	20	—	—	—	—	—	—
WX-205	34.0	129.2	1.00	22	559	29 5/8	752	61	28	—	—	—	—	—	—
WX-250	44.0	167.2	0.77	22	559	36	914	69	31	—	—	—	—	—	—
WX-251	62.0	235.6	0.55	22	559	46 3/4	1187	92	42	—	—	—	—	—	—
WX-255	81.0	307.8	0.41	22	559	56 7/8	1445	103	47	—	—	—	—	—	—
WX-302	86.0	326.8	0.54	26	660	47 1/4	1200	123	56	—	—	—	—	—	—
WX-350	119.0	452.2	0.39	26	660	61 7/8	1572	166	75	—	—	—	—	—	—
WX-401	17.5	66.5	0.65	16	406.4	31	787.4	77	35	81	37	85	39	89	40
WX-402	25.0	95.0	0.45	16	406.4	40	1016	94	43	99	45	104	47	109	49
WX-403	34.0	129.2	0.33	16	406.4	49	1244.6	119	54	125	57	131	59	138	63
WX-404	68.0	258.4	0.50	24	609.6	48	1219.2	222	101	233	106	245	111	257	117
WX-405	90.0	342.0	0.39	24	609.6	59	1498.6	256	116	269	122	282	128	296	134
WX-406	110.0	418.0	0.31	24	609.6	70	1778	284	129	298	135	313	142	329	149
WX-407	132.0	501.6	0.35	30	762	57	1447.8	431	195	453	205	475	215	499	226

Add "C" to the tank model for ASME stamped tanks (Example: WX-402C). ASME stamp applies to 401, 402, 403, 404, 405, 406, and 407 models ONLY
NOTE: ETO Rainsets integrate a 4.4 gallon pressure tank as standard. This applies only when another sized pressure tank is not specified.

NOTE: Minimum recommended Diaphragm Tank Size for Specified Multi-Stage Pump(s):

Pump Model	Diaphragm Tank Size		Tank Model
	Gal	L	
CR 3	4.4	16.72	WX-102
CR 5	4.4	16.72	WX-102
CR 10	10.3	39.14	WX-104
CR 15	34	129.2	WX-205
CR 20	44	167.2	WX-250

ETO SPTS Rainset
Process Flow Diagram



A Watts Water Technologies Company



USA: Tel: (800) 772-1958 • Fax: (704) 485-8032 • www.braewater.com
Canada: Tel: (905) 332-4090 • Fax: (905) 332-7068 • www.braewater.ca