

Series PRV-2

Water Pressure Reducing Valves*

Sizes: 1/2" – 1" (15 – 25mm)

Series PRV-2 Water Pressure Reducing Valves are designed to reduce incoming water pressure to a sensible level to protect plumbing system components and reduce water consumption. This series is suitable for water supply pressures up to 400psi (27.6 bar) and may be adjusted from 25 to 75psi (172 – 517kPa). The standard setting is 50psi (345kPa). All parts are quickly and easily serviceable without removing the valve from the line. The standard bypass feature permits the flow of water back through the valve into the main when pressures, due to thermal expansion on the outlet side of the valve, exceed the pressure in the main supply.

Features

- Integral stainless steel strainer
- Thermoplastic seat
- Bronze body construction
- Serviceable in line
- Bypass feature controls thermal expansion pressure**
- Sealed spring cage on all models for waterworks pit installations

Models

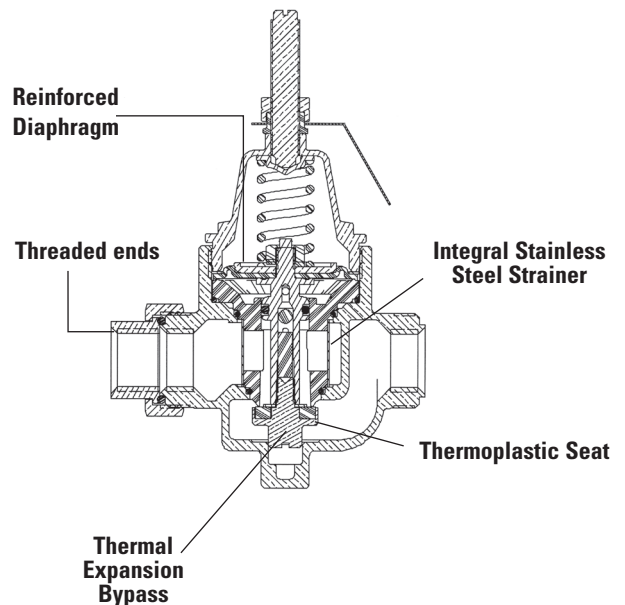

- PRV-2** – NPT threaded female inlet x NPT female outlet
- PRV-2-U** – NPT threaded union inlet x NPT female outlet
- PRV-2-DU** – Double Union – NPT threaded union female inlet and outlet

Specifications

A Water Pressure Reducing Valve with integral strainer shall be installed in the water service pipe near its entrance to the building where supply main pressure exceeds 60psi (413 kPa) to reduce it to 50psi (345 kPa) or lower. The valve shall feature a bronze body suitable for water supply pressures up to 400psi (27.6 bar). Provision shall be made to permit the bypass flow of water back through the valve into the main when pressures, due to thermal expansion on the outlet side of the valve, exceed the pressure in the main supply. Water Pressure Reducing Valve with built-in bypass check valves will be acceptable. Approved valve shall be listed to ASSE 1003 and IAPMO. Valve shall be a FEBCO Series PRV-2.

*** A water saving test program concluded that reducing the supply pressure from 80 – 50psi (551 – 346kPa) resulted in a water savings of 30%.**

**** Note: The bypass feature will not prevent the pressure relief valve from opening on the hot water supply system with pressure above 150psi (10.3 bar).**



Job Name _____

Job Location _____

Engineer _____

Approval _____

Contractor _____

Approval _____

Contractor's P.O. No. _____

Representative _____

FEBCO product specifications in U.S. customary units and metric are approximate and are provided for reference only. For precise measurements, please contact FEBCO Technical Service. FEBCO reserves the right to change or modify product design, construction, specifications, or materials without prior notice and without incurring any obligation to make such changes and modifications on FEBCO products previously or subsequently sold.

Materials

Body:	Bronze
Seat:	Thermoplastic
Cage:	Bronze
Integral Strainer:	Stainless steel
Diaphragm:	Reinforced EPDM
Valve Disc:	Elastomer

Pressure — Temperature

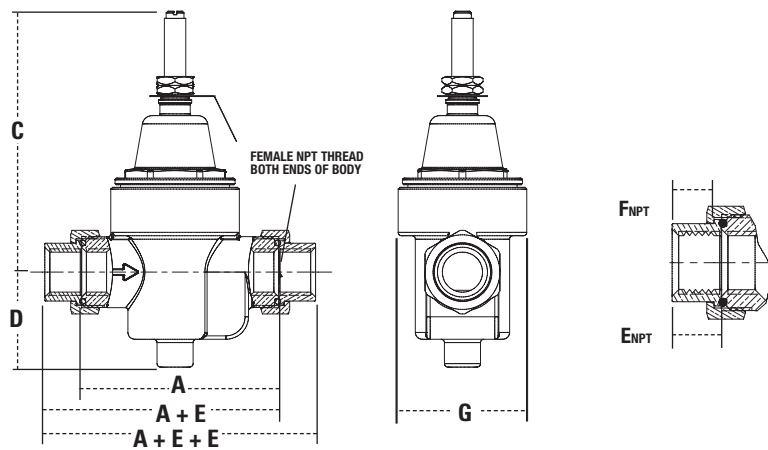
Temperature Range:	33°F – 180°F (0.5°C – 82°C)
Maximum Working Pressure:	400psi (27.6 bar)
Adjustable Reduced Pressure Range:	25 – 75psi (172 – 517kPa)
Standard Reduced Pressure Setting:	50psi (345kPa)

Standards

Meets requirements of ASSE Standard 1003; (ANSI A112.26.2); listed by IAPMO and City of Los Angeles.



Dimensions – Weights

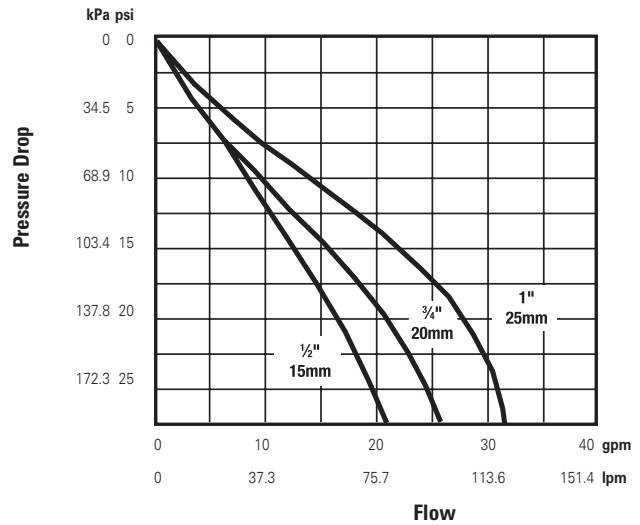


ABOVE VALVE SHOWN WITH SINGLE NPT UNION CONNECTION ON INLET
 VALVES MAY BE ORDERED WITH 0, 1, OR 2 UNION CONNECTIONS USING ANY COMBINATION OF NPT, SOLDER, PEX OR CPVC CONNECTIONS REQUIRED
 F DIMENSIONS ARE APPROXIMATE ENGAGEMENT LENGTHS.

Size: 1/2" - 1" (15 - 25mm)

SIZE (DN)		DIMENSIONS										WEIGHT			
		A		C		D		ENPT		FNPT		G		lbs	kg
in.	mm	in.	mm	in.	mm	in.	mm	in.	mm	in.	mm	in.	mm		
1/2	15	3/16	88	4 9/16	116	1 11/16	43	5/8	16	1/2	13	2 1/4	57	1.5	.68
3/4	20	3/16	88	4 9/16	116	1 11/16	43	5/8	16	9/16	14	2 1/4	57	1.5	.68
1	25	4 1/8	105	4 9/16	116	1 11/16	43	3/4	20	1 1/16	17	2 1/4	57	1.75	.79

Capacity



A Watts Water Technologies Company



USA: 4381 N. Brawley • Ste. 102 • Fresno, CA • 93722 • Tel. (559) 441-5300 • Fax: (559) 441-5301 • www.FEBCOonline.com
 Canada: 5435 North Service Rd. • Burlington, ONT. • L7L 5H7 • Tel. (905) 332-4090 • Fax: (905) 332-7068 • www.FEBCOonline.ca