

For Residential and Commercial Applications

Job Name _____
 Job Location _____
 Engineer _____
 Approval _____

Contractor _____
 Approval _____
 Contractor's P.O. No. _____
 Representative _____

LEAD FREE*

**Series LFFS-CFC-S
 FloodSafe®
 Braided Stainless Steel
 Faucet Connectors**

Series LFFS-CFC-S FloodSafe® Braided Stainless Steel Faucet Connectors are designed for use in residential & commercial applications, specifically for hookups to the faucet water supply. They include a patented FloodSafe® shutoff device on the inlet side to protect against catastrophic water damage. There are no mechanical moving parts during normal operation and no power source is required. FloodSafe® connectors consist of PVC tubing jacketed with braided stainless steel and require no tube cutting, bending, or soldering during installation. Various end connections are available. The LFFS-CFC-S features Lead Free* construction to comply with Lead Free* installation requirements.





Features

- Available in 12", 16" and 20" (305, 406 and 508mm) lengths
- NSF & IAPMO Listed
- Only economical and secure safeguard against catastrophic water damage available on the market
- U.S. Patent No. 7,111,638
- No mechanical moving parts during normal operation, ensuring years of maintenance free operation
- Does not require electricity, batteries or any other source of power
- Installs between the stop valve and the fixture/appliance with the FloodSafe® device located at the stop valve
- Acts as a water conservation device, by shutting off the water to the faucet when the mandated flow restrictor is removed
- FloodSafe® connectors can be easily reset if water flow has been stopped


Specifications

A braided stainless steel faucet connector shall be installed as indicated on the plans. The connector shall have a patented FloodSafe® shutoff device on the inlet side. The connector shall be pressure rated to 125psi (8.75 bar) and be NSF & IAPMO listed. Connector shall be a Watts Series LFFS-CFC-S.

*The wetted surface of this product contacted by consumable water contains less than 0.25% of lead by weight.



"Delta Style"



Watts product specifications in U.S. customary units and metric are approximate and are provided for reference only. For precise measurements, please contact Watts Technical Service. Watts reserves the right to change or modify product design, construction, specifications, or materials without prior notice and without incurring any obligation to make such changes and modifications on Watts products previously or subsequently sold.



Models

- LFFS-CFC-S-CC** – Both ends of the flexible connector are supplied with plated solid brass nut compression end fittings for connection to supply stop valves and faucets.
- LFFS-CFC-S-CF** – One end of the flexible connector is supplied with a plated, solid brass compression end fitting for connection to a supply stop valve. The other end is supplied with a plated, solid brass female iron pipe thread fitting.
- LFFS-CFC-S-FF** – Both ends of the flexible connector are supplied with a plated, solid brass female iron pipe thread fittings.
- LFFS-CFC-S-TF** – One end of the flexible connector is supplied with a plated, solid brass female iron pipe thread fitting. The other end with a plated, solid brass fine thread female iron pipe fitting.
- LFFS-CFC-S-CO** – One end of the flexible connector is supplied with a plated solid brass compression end fitting for connection to a supply stop valve. The other end is supplied with a plated, solid brass OD compression end fitting.

Pressure – Temperature

Minimum bend radius: 2.5 inches

Maximum Continuous Pressure: 125 psi/8.6 bar

Maximum intermittent impulse pressure: 180 psi/12.4 bar

Maximum Continuous Temperature: 160°F/71°C

Maximum intermittent exposure: 180°F/82°C

For use with water in accessible locations only

MODEL	SIZE	LENGTH		BRAID MATERIAL	WEIGHT	
	<i>in.</i>	<i>in.</i>	<i>mm</i>		<i>lbs</i>	<i>kgs</i>
LFFS-CFC-S-CC	3/8 x 3/8	12	305	Stainless Steel	0.25	0.11
LFFS-CFC-S-CC	3/8 x 3/8	16	406	Stainless Steel	0.28	0.12
LFFS-CFC-S-CC	3/8 x 3/8	20	508	Stainless Steel	0.32	0.15
LFFS-CFC-S-CF	1/2 x 1/2	12	305	Stainless Steel	0.28	0.12
LFFS-CFC-S-CF	1/2 x 1/2	16	406	Stainless Steel	0.31	0.14
LFFS-CFC-S-CF	1/2 x 1/2	20	508	Stainless Steel	0.35	0.16
LFFS-CFC-S-CF	3/8 x 1/2	12	305	Stainless Steel	0.27	0.12
LFFS-CFC-S-CF	3/8 x 1/2	16	406	Stainless Steel	0.31	0.14
LFFS-CFC-S-CF	3/8 x 1/2	20	508	Stainless Steel	0.34	0.15
LFFS-CFC-S-CF	7/16 x 1/2	12	305	Stainless Steel	0.26	0.12
LFFS-CFC-S-CF	7/16 x 1/2	16	406	Stainless Steel	0.30	0.14
LFFS-CFC-S-CF	7/16 x 1/2	20	508	Stainless Steel	0.34	0.15
LFFS-CFC-S-FF	1/2 x 1/2	12	305	Stainless Steel	0.32	0.14
LFFS-CFC-S-FF	1/2 x 1/2	16	406	Stainless Steel	0.36	0.16
LFFS-CFC-S-FF	1/2 x 1/2	20	508	Stainless Steel	0.39	0.18
LFFS-CFC-S-TF	1/2 x 1/2	12	305	Stainless Steel	0.28	0.13
LFFS-CFC-S-TF	1/2 x 1/2	16	406	Stainless Steel	0.31	0.14
LFFS-CFC-S-TF	1/2 x 1/2	20	508	Stainless Steel	0.35	0.16
LFFS-CFC-S-TF	3/8 x 1/2	12	305	Stainless Steel	0.27	0.12
LFFS-CFC-S-TF	3/8 x 1/2	16	406	Stainless Steel	0.31	0.14
LFFS-CFC-S-TF	3/8 x 1/2	20	508	Stainless Steel	0.34	0.15
LFFS-CFC-S-CO	3/8 x 3/8	12	305	Stainless Steel	0.27	0.12
LFFS-CFC-S-CO	3/8 x 3/8	20	508	Stainless Steel	0.34	0.15



A Watts Water Technologies Company



USA: Tel: (978) 688-1811 • Fax: (978) 794-1848 • www.watts.com

Canada: Tel: (905) 332-4090 • Fax: (905) 332-7068 • www.watts.ca