

**For Non-Health Hazard Applications**

Job Name \_\_\_\_\_ Contractor \_\_\_\_\_  
 Job Location \_\_\_\_\_ Approval \_\_\_\_\_  
 Engineer \_\_\_\_\_ Contractor's P.O. No. \_\_\_\_\_  
 Approval \_\_\_\_\_ Representative \_\_\_\_\_

# HydroGuard® Series e420 Combination Tempering Valves

## Description

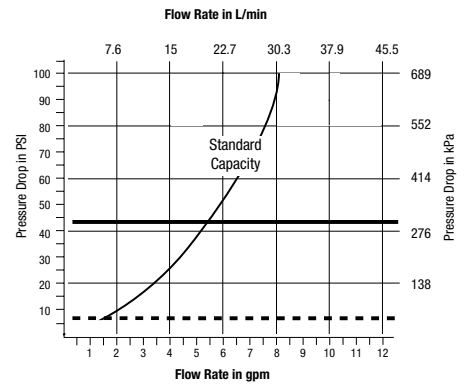
Concealed thermostatic water mixing valve for use on shower and tub/shower installations. Powerful advanced thermal actuator compensates for both temperature and pressure fluctuations. A built-in adjustable metal-to-metal temperature limit stop reduces chances of accidental scalding due to over adjustment of handle. Heavy cast-brass body, integral checkstops, durable brass faceplate, lever-type handle, and corrosion-resistant material ensure years of trouble-free service.

See reverse for complete specification codes for valve and additional accessories.



## Specifications, Dimensions and Flow Rate Curve

- Connections..... 1/2" NPT Inlets/Outlets & 1/2" Sweat Inlets/Outlets
- Capacity..... 5.0 gpm [19.0 L/min]\* (±.25 gpm [.90 L/min])
- Checkstops ..... Integral to Casting
- Maximum Hot Water Supply Temperature ..... 190°F [88°C]
- Minimum Hot Water Supply Temperature..... 10°F [6°C] above set point
- Maximum Operating Pressure ..... 125 psig [862 kPa]
- Temperature Ranges:
  - ASSE 1016 Type T ..... 65-115°F [18-46°C]
  - ASSE 1016 Type T/P..... 90-110°F [32-43°C]
- Temperature Limit Stop ..... Adjustable\* (factory set at 110°F [43°C])
- Maximum Static Pressure ..... 125 psig [862 kPa]
- Minimum Flow ..... 1 gpm [3.79 L/min]
- Certification ..... CSA B125
- Listed ..... ASSE 1016 Type T/P
- Shipping Weight ..... 5 lbs. [2.3 kg]

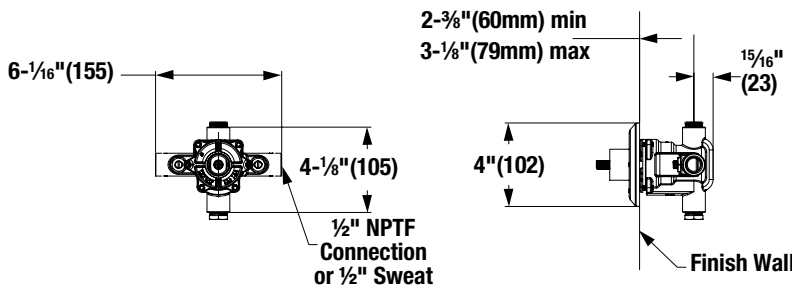


All Hydroguard Series e420 thermostatic mixing valves meet above performance specifications based on typical operating conditions as stated in ASSE 1016 (45 psi pressure differential, hot water supply between 140° – 180°F [60 – 82°C], cold water supply less than 70°F [21°C]).

If your operating conditions vary from those stated in the standard, performance may vary as well. Consult your local sales representative or a Powers factory engineer to discuss your specific application. All Powers thermostatic mixing valves perform to the requirements of standards ASSE 1016 and CSA B125.

\* At 45 psi differential [310 kPa], with hot water supply between 140° – 180°F [60 – 82°C].

## e420 Rough-in Dimensions



Dimensions are in inches and millimeters

Powers product specifications in U.S. customary units and metric are approximate and are provided for reference only. For precise measurements, please contact Powers Technical Service. Powers reserves the right to change or modify product design, construction, specifications, or materials without prior notice and without incurring any obligation to make such changes and modifications on Powers products previously or subsequently sold.

# Dimensions

e420

## Connections

- 1/2" NPT Inlets/Outlets.....T
- 1/2" Sweat Inlets/Outlets.....S

## Trim Plate

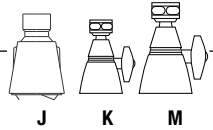
- Color Coded.....1
- Etched.....2

## Handle

- Dome Lever (ADA Compliant).....2

## Showerheads

- Economizer, Chrome-Plated ABS.....J
- Standard, Chrome-Plated Brass.....K
- Deluxe, Chrome-Plated Brass.....M
- Low Flow (1.5 gpm), Chrome Plated .....G
- Low Flow (1.5 gpm), Chrome Plated .....H



## Arm and Flange Kits

- Standard Arm and Flange.....1
- Deluxe Arm and Flange.....2
- Standard Arm/Flange & High Temp Shut-off.....4
- Deluxe Arm/Flange & High Temp Shut-off.....5

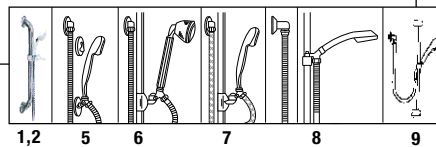
## Tub Spouts

- Diverter, Chrome-Plated Brass, 3/4" IPS.....Q
- Non-Diverter, Chrome-Plated, 1/2" IPS.....R
- Diverter, Chrome-Plated, 1/2" IPS.....S
- Diverter, Chrome-Plated Brass, 1/2" IPS.....T
- Diverter, Chrome-Plated, 1/2" Slipfit.....U



## Hand Shower Systems

- 24" Chrome ADA Wall Grab Bar System.....1
- 36" Chrome ADA Wall Grab Bar System.....2
- Deluxe, Metal Hose, 30" Slide Bar.....3
- Professional, Vinyl Hose, 30" Slide Bar.....4
- Standard, Metal Hose, Two Wall Hooks.....5
- Deluxe, Metal Hose, 24" Slide Bar.....6
- Professional, Vinyl Hose, 24" Slide Bar.....7
- Standard Plus, Metal Hose, 24" Slide Bar.....8
- European, Metal Hose, 23" Slide Bar.....9
- Low Flow (1.5gpm), Metal Hose, 30" Glide Rail .....L
- Professional, Metal Hose, 30" Glide Rail.....N



## Diverters

- Concealed Diverting Valve, Metal Handle, 1/2" Sweat.....Y
- Exposed Diverting Valve, Shower Arm-Type, Chrome-Plated.....Z
- Diverting Valve, Concealed, Deluxe, ABS Handle, 1/2" Sweat.....A
- Diverting Valve, Concealed, Deluxe, Metal Handle, 1/2" Sweat.....B

## Vacuum Breakers

- Vacuum Breaker, Elevated, Chrome-Plated.....V
- Vacuum Breaker, In-Line.....W

# POWERS™

A WATTS Brand

USA: Tel: (800) 669-5430 • Fax: (847) 229-0526 • PowersControls.com  
 Canada: Tel: (905) 332-4090 • Fax: (905) 332-7068 • PowersControls.ca  
 Latin America: Tel: (52) 81-1001-8600 • PowersControls.com