


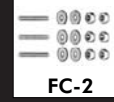


# RD-200-CJ

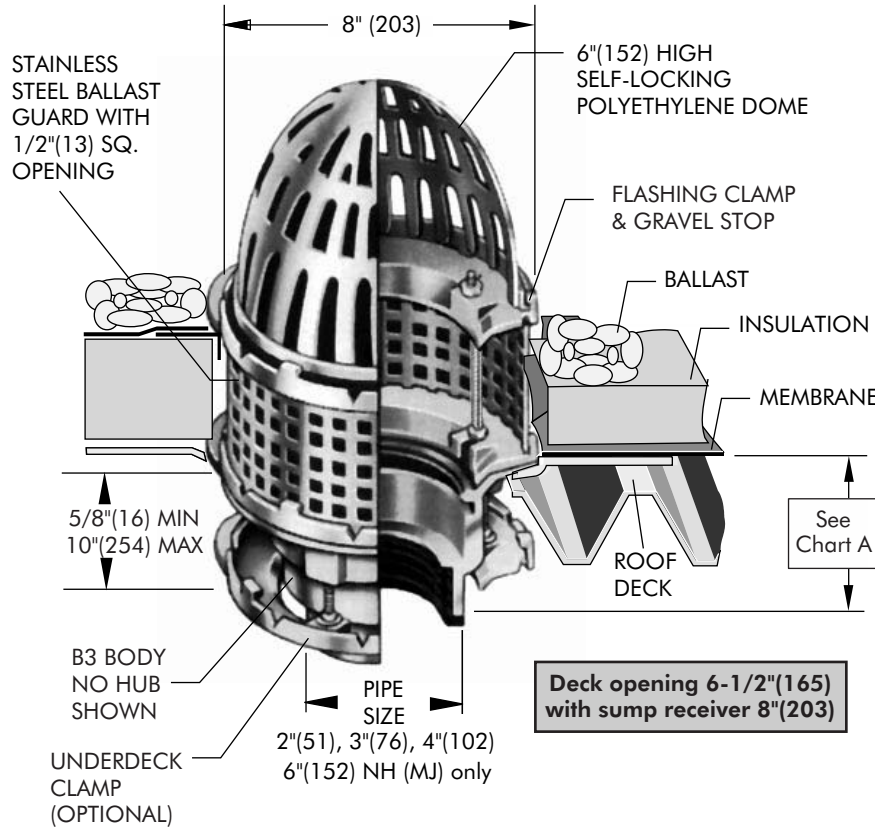
Tag: \_\_\_\_\_

## Small Sump I.R.M.A Roof Drain with Stainless Steel Insulation & Ballast Guard

### Components:



**SPECIFICATION:** Watts Drainage Products RD-200-CJ epoxy coated cast iron small sump roof drain with wide serrated flashing flange, flashing clamp device, stainless steel non-fouling insulation and ballast guard, dome securing ring with gravel stop and self-locking polyethylene (standard) dome strainer.



Order Code: RD-20   -CJ-  -

### Ex. RD-202P-CJ-K

Pipe Sizing (Select One)	
Suffix	Description
2	2" (51) Pipe Size <input type="checkbox"/>
3	3" (76) Pipe Size <input type="checkbox"/>
4	4" (102) Pipe Size <input type="checkbox"/>
6	6" (152) Pipe Size <input type="checkbox"/>

Outlet Type (Select One)	
Suffix	Description
NH	No Hub (MJ) <input type="checkbox"/>
P	Push On <input type="checkbox"/>
T	Threaded Outlet <input type="checkbox"/>
X	Inside Caulk <input type="checkbox"/>

Options (Select One or More)	
Suffix	Description
-A	Accutrol weir (specify #1-6 slots) <input type="checkbox"/>
-B	Sump Receiver Flange <input type="checkbox"/>
-BED	Sump Receiver, Adj. Ext., Deck Clamp* <input type="checkbox"/>
-C	Secondary Membrane Clamp <input type="checkbox"/>
-D	Underdeck Clamp* <input type="checkbox"/>
-E	Adjustable Extension <input type="checkbox"/>
-GSS	Stainless Steel Ballast Guard <input type="checkbox"/>
-K	Ductile Iron Dome <input type="checkbox"/>
-K80	Aluminum Dome <input type="checkbox"/>
-L	Vandal Resistant Dome <input type="checkbox"/>
-R	2" High External Water Dam <input type="checkbox"/>
-SO	Side Outlet** <input type="checkbox"/>
-W	Adj. Water Level Regulator <input type="checkbox"/>
-W-1	Waterproofing Flange <input type="checkbox"/>
-Z	Extended Integral Wide Flange <input type="checkbox"/>
-5	Sediment Bucket <input type="checkbox"/>
-12	Galvanized Dome <input type="checkbox"/>
-13	All Galvanized <input type="checkbox"/>
-83	Mesh Covered Dome <input type="checkbox"/>
-113M	Special Epoxy from 3M Range <input type="checkbox"/>

Optional Body Material (NH Only)	
Suffix	Description
-60	PVC Body w/Socket Outlet <input type="checkbox"/>
-61	ABS Body w/Socket Outlet <input type="checkbox"/>

Chart A

Free Area Sq. In. 35	Std.	P	T	X	60/61
	Pipe Size No Hub	Push On	Female Thread	Inside Caulk	PVC/ABS
2" (51)	3-5/8" (92)	4-1/4" (108)	4-1/4" (108)	4-1/2" (114)	3-3/4" (95)
3" (76)	3-5/8" (92)	4-1/4" (108)	4-1/4" (108)	4-1/2" (114)	3-3/4" (95)
4" (102)	3-5/8" (92)	4-1/4" (108)	4-1/4" (108)	4-1/2" (114)	4" (102)
6" (152)	3-1/2" (89)				

\* Underdeck Clamp (-BED and -D options) only available in 2" (51), 3" (76), 4" (102) pipe sizes.

\*\* Side Outlet (-SO) option only available in 2" (51), 3" (76), 4" (102) pipe sizes. Underdeck Clamp (-BED and -D options) are not available when -SO is selected.

Job Name \_\_\_\_\_ Contractor \_\_\_\_\_

Job Location \_\_\_\_\_ Contractor's P.O. No. \_\_\_\_\_

Engineer \_\_\_\_\_ Representative \_\_\_\_\_

WATTS Drainage reserves the right to modify or change product design or construction without prior notice and without incurring any obligation to make similar changes and modifications to products previously or subsequently sold. See your WATTS Drainage representative for any clarification. Dimensions are subject to manufacturing tolerances.



CANADA: 5435 North Service Road, Burlington, ON, L7L 5H7 TEL: 905-332-6718 TOLL-FREE: 1-888-208-8927 Website: www.wattsdrainage.ca

