
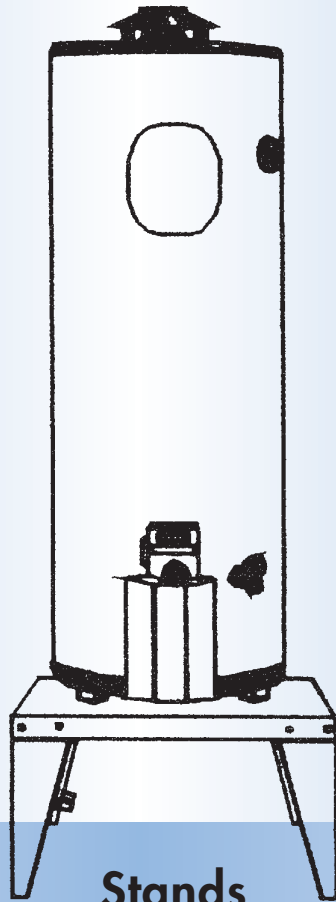


Watts Spacemaker®

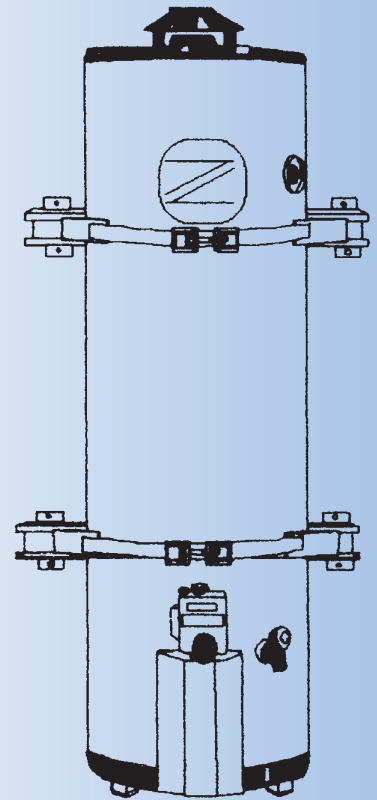
SAFETY WATER HEATER
INSTALLATION PRODUCTS



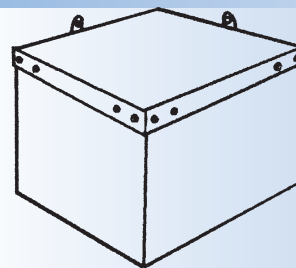

Enclosures



Stands



Restraints




WATTS Spacemaker

TABLE OF CONTENTS / INTRODUCTION / SEISMIC ZONES

Table of Contents

Seismic Zones / Introduction	2
Outside Water Heater Enclosures	3
Water Heater Stands	4
Pre-assembled Stands	
Drip Pan Stand	
Enclosed Stand	
Water Heater Restraints	5
Free Standing	
Wall Mounted	
Heavy-Duty Water Heater Restraints	6
TSE-75 Straps	
E-75 Straps	
Water Heater Restraints	7
Agent Listings	8

Introduction

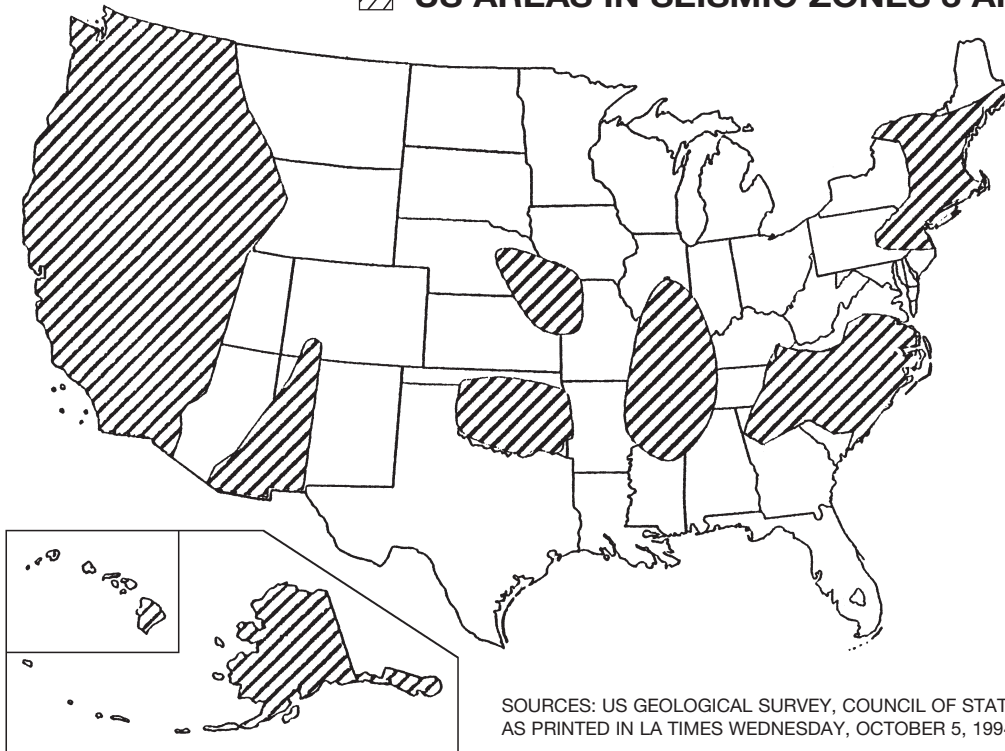


As part of our continuing commitment to the plumbing and heating industry to provide safety and code related items, such as Temperature and Pressure Safety Relief Valves, Backflow Prevention Devices and Thermostatic Mixing Valves, we have expanded our product offering to include Water Heater Installation Products.

Marketed under the name Spacemaker, the offering includes: Water Heater Straps and Restraints which are required by code in seismic zones 3 and 4; Water Heater Stands which raise the water heater flame element above the flammable vapors to reduce the risk of damage due to flame or explosion; and Water Heater Enclosures used to safely allow the water heater to be located out of the living area.

UNITED STATES SEISMIC ZONES

 US AREAS IN SEISMIC ZONES 3 AND 4



SOURCES: US GEOLOGICAL SURVEY, COUNCIL OF STATE GOVERNMENTS AS PRINTED IN LA TIMES WEDNESDAY, OCTOBER 5, 1994, PG A5.

Where earthquake loads are applicable in accordance with the International Building Code, water heater supports shall be designed and installed for the seismic forces in accordance with the International Building Code.

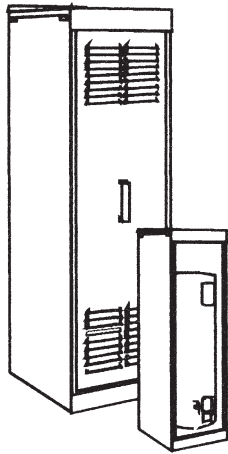
Water heaters having an ignition source shall be elevated such that the source of ignition is not less than 18 inches (457mm) above garage floor.

WATTS Spacemaker


OUTSIDE WATER HEATER ENCLOSURES

Outside Enclosures

These galvanized steel enclosures come three sided. Back sections are also available for every size. No nuts or bolts. Patent pending all clip-together design!




- Gain valuable space inside the home or garage - When space is at a premium, move the water heater outside with a Spacemaker outside water heater enclosure.
- Remove dangerous fire hazards from the home or garage - Move the water heater outside and protect it from the elements.
- Remove potential damage from a leaking water heater - A leaking water heater can damage floors, cabinets and structural members.
- Assembles in minutes with a hammer and pliers.
- No screws, nuts or bolts required.
- The Spacemaker outside water heater enclosure allows the water heater to be placed outdoors. This frees valuable space and removes dangerous fire hazards from the garage or home. These galvanized steel enclosures are three sided, however, back sections are available and sold separately. Watts Spacemaker enclosures are easily assembled using a unique clip-together design without the need for nuts or bolts.



Protects the heater from the elements and helps reduce fuel costs.



Removes dangerous fire hazards from the garage and the home.



Eliminates water damage to floors, cabinets, linoleum and structural members.

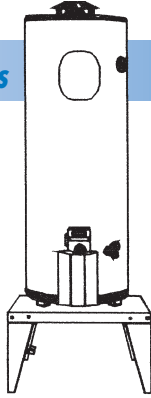
Model Number	Ordering Code	For Water Heaters Tank (Gallons) Up To	Description and Size	Weight lbs. (each)
R-24 BL	0070001	20 - 50	24" Square x 72½" Tall Unassembled in carton	37
WPE-24(1)	0070006	20 - 50	24" Cabinet w/o Venting or Louvers	30
R-26 BL	0070002	20 - 65	26" Wide x 24" Deep x 72½" Tall Unassembled in carton	40
R-30 BL	0070004	50 - 80	30" Square x 72½" Tall Unassembled in carton	42
C-36 Com	0070005	80 - 100	36" Square x 82" Tall Unassembled in carton	94
B-24	0070007	—	24" Back Section for R-24BL Enclosures	12
B-24 WPE	0070011	—	Back Section for WPE-24	10
B-26	0070008	—	26" Back Section for R-26 Enclosures	13
B-30	0070009	—	30" Back Section for R-30BL Enclosures	14
B-36	0070010	—	36" Back Section for C-36 Enclosures	22

WATTS Spacemaker


WATER HEATER STANDS

Pre-assembled Stands

Rugged galvanized steel stands come with floating seismic clips for easy installation.




- Raises water heater flame element 18" above the floor. (as per Uniform Plumbing Code.)
- Reduces risk of fire, explosion, and property damage.
- Steel construction for safety and strength.
- Stand will not rot, melt, or burn.
- ICBO listed - ER-5172.



Thousands of fires are started every year by flammable vapors stored or used near a water heater or furnace.

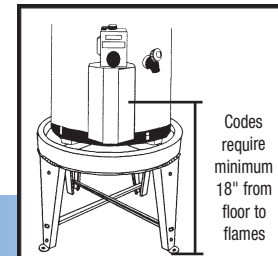
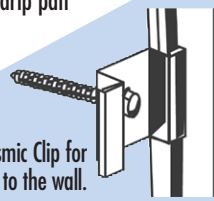
DPS-20 Drip Pan Stand

All clip together design with built-in drain pan and PVC drain connector. Used for water heaters up to 50 gallons.



- Round stand includes built-in drip pan
- PVC drain connector
- Clip together design

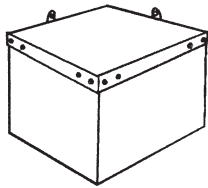
Floating Seismic Clip for easy bolting to the wall.



Never store or use flammables within 50 feet of a water heater. Elevate the flame elements of the heater according to code to avoid flash fires.

ENS-20 Enclosed Stand

Enclosed stand for use in food processing areas. Floating seismic clips for easy bolting to the wall.



- For use in food processing areas.
- Fully enclosed on three sides to prevent storage of flammable liquids and/or hiding places for rodents.

Model Number	Ordering Code	For Water Heaters Tank (Gallons) Up To	Description	Size	Weight lbs. (each)
PRE-ASSEMBLED STANDS					
AS-20 *	0070012	52 gallons	Water Heater Stand	20" x 20" x 16"	11
AS-22 *	0070014	65 gallons	Water Heater Stand	22" x 22" x 16"	13
AS-26 *	0070016	75 gallons	Water Heater Stand	26" x 26" x 16"	14
AS-30 *	0070018	100 gallons	Water Heater Stand	30" x 30" x 16"	27
DRIP PAN STAND (UNASSEMBLED)					
DPS-20 *	0070020	52 gallons	Round Stand Unassembled in box with instructions.	16" x 22" **	12
ENCLOSED STAND (UNASSEMBLED)					
ENS-20 *	0070021	40 gallons	Enclosed Stand Unassembled in box with instructions.	20" x 20" x 16"	10

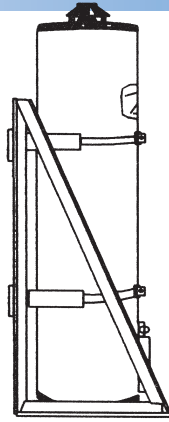
* Models include SEISMIC Clips to secure stand to the wall studs. Clips slide on the stand for easy adjustment to the wall stud dimensions.
 ** Inner pan diameter 19 5/16"
 Note: AS-20 - Carton Quantity - 6, Pallet Quantity - 40

WATTS Spacemaker

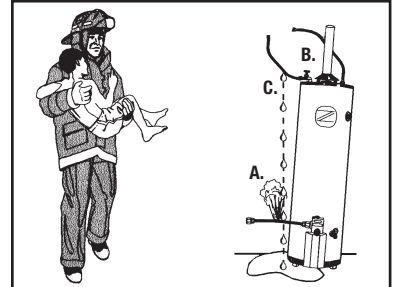
WATER HEATER RESTRAINTS

Free Standing

Heavy duty angle iron frame complete with Spacemaker® E-100 restraints. Great for installations where no wall is available for mounting or where the walls are constructed out of metal studs.



- Allows the safe placement of the water heater anywhere on roof or floor.
- Accommodates up to 100 gallon water heaters.
- Mounts to the roof or floor by bolting straight through or with the use of a floating clip.
- Features California state approved water heater safety straps.

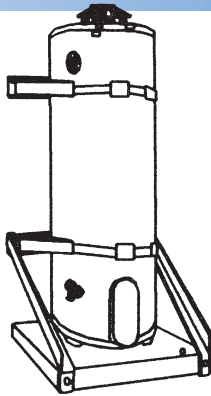


Even partially toppled water heater can cause dangerous gas, water, and exhaust leaks.

- A. Gas flex lines can crack.
- B. Flue pipes leak exhaust.
- C. Flex lines can separate and cause water leaks.

Wall Mounted

Heavy-duty wall mount system includes E-100 restraints.



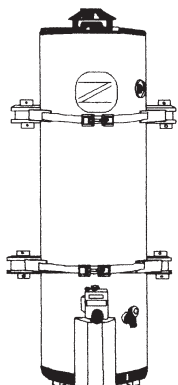
- Allows the safe placement of the water heater anywhere on a wall.
- Two sizes available for up to 120 gallon water heaters: 26" square pan and 30" square pan.
- Features California state approved water heater safety straps.
- Perfect for industrial applications

Model Number	Ordering Code	For Water Heaters Tank (Gallons) Up To	Description	Size	Weight lbs. (each)
FREE STANDING WATER HEATER RESTRAINT SYSTEM					
FS-26	0070022	65 gallons	Super heavy duty construction for installations where no wall is available for mounting.	Platform is 26" square.	56
FS-36	0070023	120 gallons	Super heavy duty construction for installation where no wall is available for mounting.	Platform is 36" square.	59
Wall Mount Water Heater Restraint System					
WM-26	0070024	65 gallons	Super heavy duty construction for installations against the wall where the water heater needs to be elevated.	Platform is 26" square.	45
WM-30	0070025	120 gallons	Super heavy duty construction for installations where the water heater needs to be elevated.	Platform is 30" square.	57

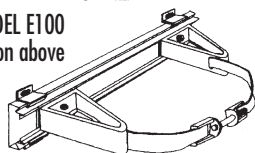
WATTS Spacemaker

HEAVY-DUTY WATER HEATER RESTRAINT

Heavy-Duty Water Heater Restraint Systems

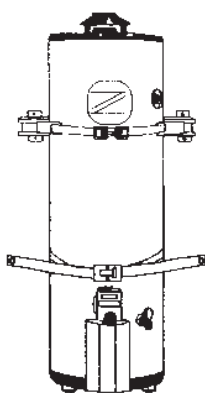


MODEL E100
Shown on above




GLAA-PHCC endorses these restraints because of the extra value-added aspects.

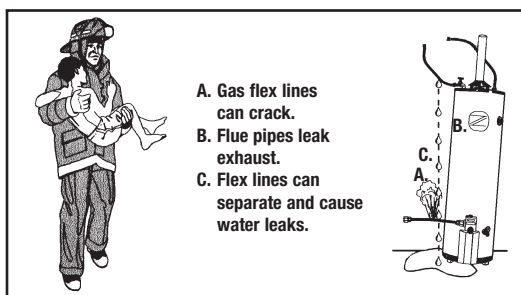
- Use for optimal security.
- Cradles the tank with gussets for added security.
- Complies with all applicable codes.
- Fast convenient front tensioning of the restraint.
- Specially designed for cabinets and tight installations.



MODEL E50
Shown above



Thousands of fires are started every year by flammable vapors stored or used near a water heater or furnace.



- A. Gas flex lines can crack.
- B. Flue pipes leak exhaust.
- C. Flex lines can separate and cause water leaks.

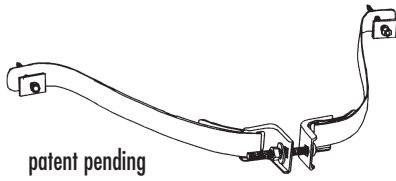
Even a partially toppled water heater can cause dangerous gas, water, and exhaust leaks.

Model Number	Ordering Code	For Water Heater Tank (Gallons) Up To	Description	Weight lbs. (each)
E-50	0070026	52 gallons	Double strapping system for tight spaces and/or cabinets where hardware needs to locate behind the water heater. Shake tested for up to 65 gallon water heaters. NOTE: Each kit contains a lower compliance strap that simply lags across the front of the tank.	7.5
E-100	0070028	100 gallons	Double strapping system for tight spaces and/or cabinets where hardware needs to locate behind the water heater. Shake tested for up to 100 gallon water heaters. Both upper and lower straps are as depicted above.	15

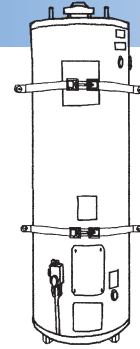
WATTS Spacemaker

WATER HEATER RESTRAINTS

TSE-75 Water Heater Straps for zero clearance water heaters



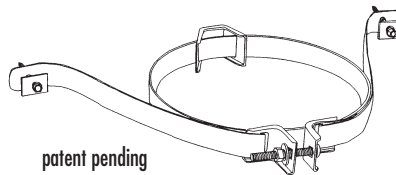
- Quick easy installation - Bolts directly into wall studs.
- Adjusts easily to fit water heater.
- Pre-assembled self tapping lag bolts.
- Kit contains four straps for restraining top and bottom of water heater.
- Lag bolts are pre-installed & held with paper keepers to prevent dropping behind the tank.



Simple across-the-front installation best used with zero clearance water heaters. Available in a box or a plastic bag.

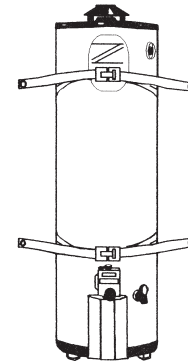
Model Number	Ordering Code	For Water Heaters Tank (Gallons) Up To	Description	Weight lbs. (each)
TSE-75	0070029	75 gallons	Simple double straps for across-the-front installations. Unassembled in box with instructions.	3
TSE-75P	0070030	75 gallons	Simple double straps for across-the-front installations. No box. The straps are packaged in heavy duty polyolefin plastic shrink wrap.	3

E-75 Water Heater Straps



All straps are supplied with Lag Bolts with paper keepers

- Quick easy installation - Bolts directly into wall studs.
- Adjusts easily to fit water heater.
- Pre-assembled self tapping lag bolts.
- Kit contains four straps for restraining top and bottom of water heater.
- Includes back spacer to keep water heater from contact with the wall.
- Longer straps encircle the water heater or simply belt across the front.
- Lag bolts are pre-installed & held with paper keepers to prevent dropping behind the tank.



E-75 and the E-120 were tested and are approved for across-the-front installation or wrap around with our back spacers.

Model Number	Ordering Code	For Water Heaters Tank (Gallons) Up To	Description and Size	Weight lbs. (each)
E-75	0070031	75 gallons	The E-75 provides great flexibility in strapping the water heater. Each unit comes with complete instructions to either wrap the water heater with a non-flammable back spacer or strap across-the-front like the TSE-75. Unassembled in box with instructions.	4
E-120	0070032	120 gallons	The E-120 is the same as the E-75 except it comes with enough strap to encircle or go across the front of a 120 gallon water heater. Fully tested and approved by the California state architect. It is the best value for restraining a large water heater. Unassembled in box with instructions.	5

For additional information, visit our web site at: www.watts.com



A Watts Water Technologies Company



F-Spcmkr 0303

USA: 815 Chestnut St., No. Andover, MA 01845-6098; www.watts.com
Canada: 5435 North Service Rd., Burlington, ONT. L7L 5H7; www.wattscanada.ca

© 2009 Watts