



Watts Radiant, Inc.
3131 W. Chestnut Expressway
Springfield, MO 65802
Toll free: 800-276-2419



Floors that feel Warm & Cozy.



HeatWeave electric floor-warming mat.



Three Ways HeatWeave® Can Warm Your Cold Floors.



Under Tile or Stone.

HeatWeave mats warm tile and stone floors in bathrooms, master baths, kitchens, entries and sunrooms of any size and layout.

Roll out HeatWeave on your subfloor and cut the orange mat to fit your room. Fasten the mat with tape or staples. Then top it with thin-set mortar and tile or stone.



Under Laminates.

HeatWeave mats are also UL Listed to warm any direct-contact floor surface as long as the mat is embedded in mortar. Laminates, engineered flooring, and vinyl flooring are popular choices.

Roll out the mat and hold it in place with tape or staples. Pour a 1/4"–1/2" layer of self-leveling mortar over the mat and then cover it with the finished flooring.



Under Any Flooring.

If the floor surface is finished but you have access from below, you can install HeatWeave UnderFloor™ between the floor joists.

HeatWeave UnderFloor warms virtually any type of flooring material. Simply staple HeatWeave between the joists leaving a one-inch space between the mat and the subfloor. One mat can heat several joist spaces. Insulate below the mat as shown.



For FREE design assistance call 800-276-2419.

Step onto a HeatWeave® floor.

Warm Your Floors

HeatWeave mats warm almost any floor covering. They work great in new construction or remodeling and in projects of any size.

Heat Cold Rooms

You can heat most rooms with a HeatWeave floor. Send in your plans for a free evaluation.

Feel Wonderful

HeatWeave is true radiant heating. It feels like a gentle foot massage or a walk on a warm beach. Warm floors are also dry floors and that's important in your bathroom, kitchen, or sunroom.



Easy to Install

There's a HeatWeave mat sized exactly for your project. Roll out the mat on your subfloor or staple it up between joists. When you need to make a turn, cut the orange fabric between the blue heating elements and fill in the area to be heated. Our free installation videos and manuals will show you all the details.



Peace of Mind

Use the HeatWeave LoudMouth™ monitor when you install your mats. The LoudMouth monitors the heating elements and sets off an alarm if they are damaged — before you finish the floor.

It's affordable

The materials cost for an average HeatWeave floor is about \$700 and an average operating cost is about a dime a day.

Number One in North America

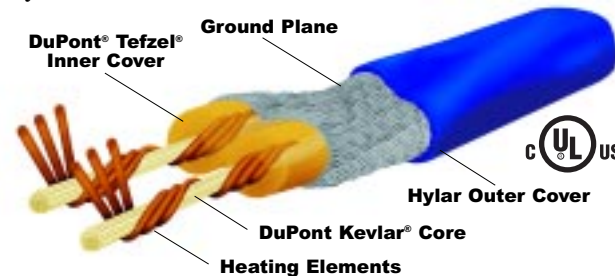
Award-winning HeatWeave is the most requested electric radiant mat in North America. You'll find more options, more sources, more support, and more satisfaction with HeatWeave.

Control Your Comfort

Your HeatWeave FloorStat™ uses an underfloor sensor for selecting temperature selection. An optional Programmable FloorStat turns your system on and off based on your personal schedule. Both models contain a Ground Fault Circuit Interrupter (GFCI).

Engineered for Safety

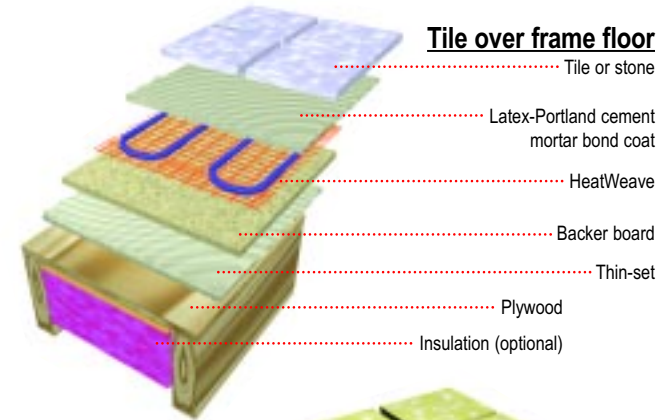
HeatWeave is the safest electric floor-warming mat in the world. The Power Leads and Heating Elements are fully grounded from one end of the mat to the other. They are also armored against jobsite abuse. The blue heating elements are reinforced with DuPont Kevlar and insulated with DuPont Tefzel. HeatWeave is the only tile-warming product manufactured in America that registers no measurable electromagnetic field (EMF), measured at 1/2" above flooring. HeatWeave mats are tested by the Tile Council of America and listed by Underwriters Laboratory (cULus). No other product offers this combination of safety features.



Keep in Touch!

Call your local distributor or visit our Web site at wattsradiant.com to find a source nearby. Or, call us toll-free in the U.S. and Canada at **800-276-2419**.

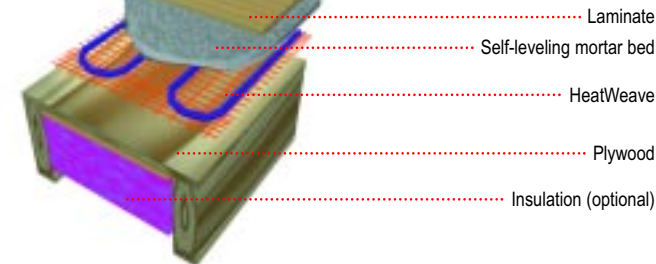
Typical Installation Methods



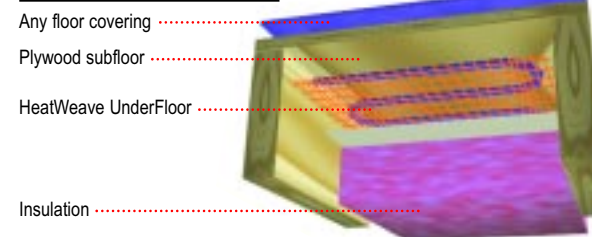
Tile or stone over slab



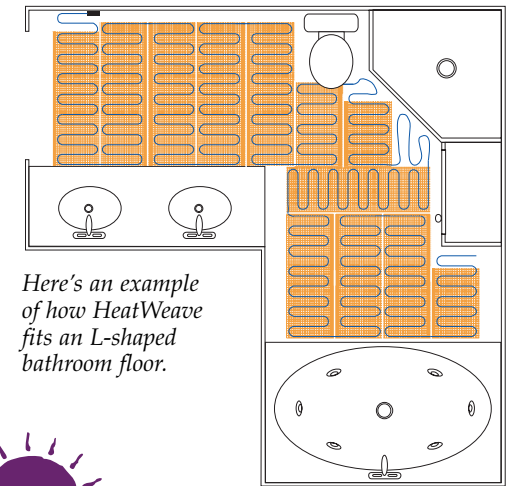
Laminate over frame floor



HeatWeave UnderFloor™



Create a comfortable kitchen with a HeatWeave floor.



Here's an example of how HeatWeave fits an L-shaped bathroom floor.



Watts Radiant, Inc.
3131 W. Chestnut Expressway
Springfield, MO. 65802
Phone: **800-276-2419**
Fax: 417-864-8161
Web: wattsradiant.com