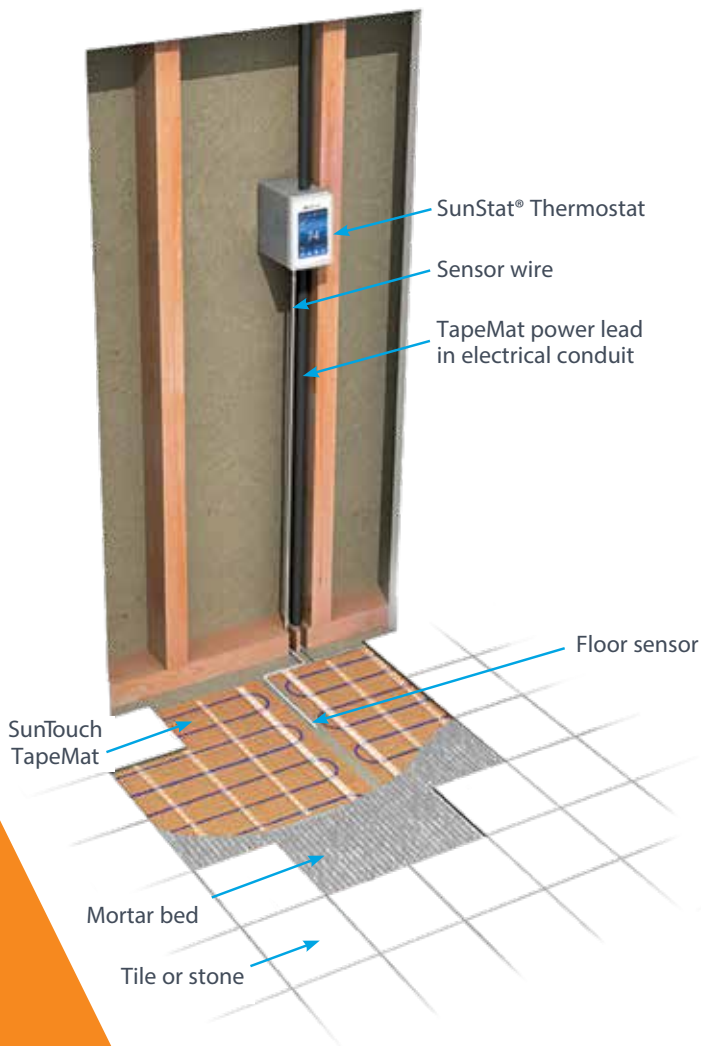


Heated Floors

in 4 Simple Steps


TapeMat® electric floor warming mats make installation fast. With SunTouch's open-weave TapeMat, installation can be completed in one day. There's no need to wait for mortar to cure overnight.



Save valuable time on your next electric floor heating installation.

SunTouch offers a full line of electric floor heating solutions. Visit our website to learn more.

Attach TapeMat



Secure floor sensor



Apply thin set



Install tile*



*After you complete Step 4, wait 28 days for the mortar to cure completely before having a certified electrician connect a SunStat thermostat.

Electric Floor Heating for Pennies a Day

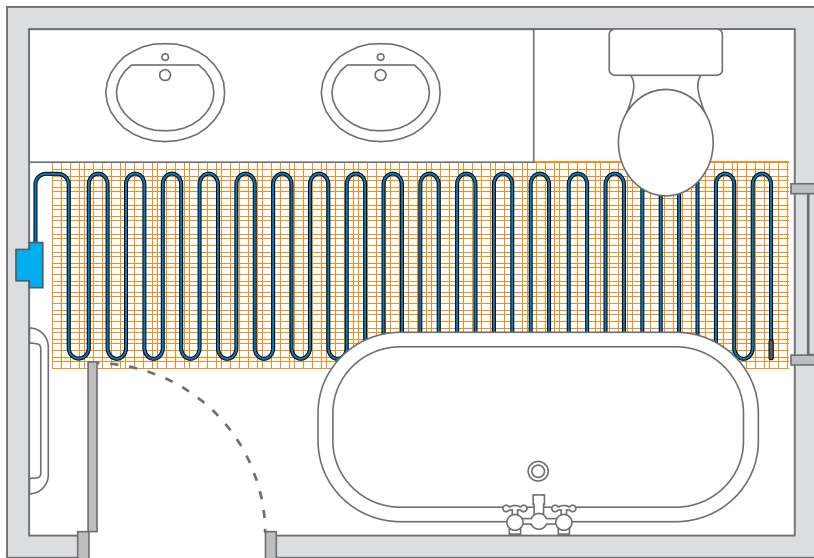
Discover how affordable electric floor heating can be. TapeMat® installation and operating costs are much lower than you'd expect.

Typical examples with TapeMat and a SunStat® thermostat:

| | Bathroom | Kitchen | Basement |
|---------------------|--------------------|---------------------|---------------------|
| *Heated area | 20 ft ² | 100 ft ² | 500 ft ² |
| *Install cost | \$475 | \$790 | \$3800 |
| *Monthly usage cost | \$2 to \$3 | \$6 to \$7 | \$30 to \$50 |


*These examples are for illustrative purposes only. Actual costs will vary with room size, usage and other factors.

Heat the entire room or limit to commonly used areas.



NOTICE


The information contained herein is not intended to replace the full product installation and safety information available or the experience of a trained product installer. You are required to thoroughly read all installation instructions and product safety information before beginning the installation of this product.



Typical usage cost: \$2-\$3 per month



Typical usage cost: \$6-\$7 per month



Typical usage cost: \$30-\$50 per month



USA: Tel: (888) 432-8932 • Fax: (417) 831-4067 • SunTouch.com
 Canada: Tel: (888) 208-8927 • Fax: (905) 332-7068
 Latin America: Tel: (52) 81-1001-8600 • Fax: (52) 81-8000-7091