

## For Residential and Commercial Applications

Job Name \_\_\_\_\_  
 Job Location \_\_\_\_\_  
 Engineer \_\_\_\_\_  
 Approval \_\_\_\_\_

Contractor \_\_\_\_\_  
 Approval \_\_\_\_\_  
 Contractor's P.O. No. \_\_\_\_\_  
 Representative \_\_\_\_\_

# ShowerMat™

## 120 Volt

Watts Radiant ShowerMats are a series resistance heating cable assembly designed to be installed in a custom shower application (according to ANSI or TCNA guidelines), and then embedded in 3/8" (9.5 mm) or greater polymer-modified thin-set mortar.

## Specifications

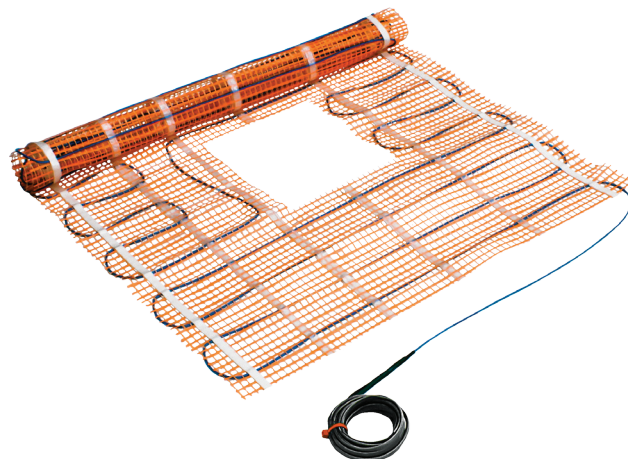
<b>Supply Voltage</b>	120VAC, 1-phase
<b>Amp Draw</b>	120VAC: 1amp per 10 sq.ft.
<b>Maximum Circuit Load</b>	20 amps (15 amps with SunStat Control)
<b>Wire Spacing</b>	3" (76 mm) o.c.
<b>Maximum Allowable Temperature</b>	194°F (90°C) Continuously
<b>EMF</b>	Less than 1 milligauss at 1/2" (12.7 mm) above surface.
<b>Heating Elements</b>	Oxygen-free copper or nickel-copper
<b>Insulation</b>	ETFE Fluoropolymer
<b>Ground</b>	Copper
<b>Double-Sided Tape</b>	3/4" (19 mm) wide, installed along both edges of mat.
<b>Minimum Allowable Bend Radius</b>	1" (25 mm)
<b>Power Lead Length</b>	10' (2.7 m)

## Installation Parameters

- Use of manufacturer's alarm meter (LoudMouth™ meter) is recommended during installation.
- Clean the surface.
- Prep shower floor for floor covering installation according to local codes.
- Lay out and secure Watts Radiant ShowerMat on top of the shower substrate.
- Install the floor sensor in accordance with installation manual.
- Use polymer modified thin-set mortar to completely encapsulate the ShowerMat.
- Install floor coverings according to TCNA guidelines.

### ⚠ WARNING

Never cut the heating cable or damage it in any way. Use only the attachment methods as described in the Installation Manuals for Watts Radiant ShowerMat as other methods may damage the heating element.



Watts Radiant ShowerMats are available in two 120VAC sizes.

## 120 VAC Watts Radiant ShowerMats

√ Application Parameters					
	Order No.	Size (actual dimensions)	Total sq.ft	Reet Value*	Amp Draw
	81018140	36" x 60" Shower Mat (28" x 52")	10	.11	1.0
	81018141	48" x 48" Shower Mat (39" x 39")	10	.11	1.0

\*REET, (Radiant Electric Emissions Test), which was conducted by an independent third party test lab known as ETL Semko.

### ⚠ CAUTION

This Engineering Sheet is not intended to provide full installation instructions and safety information. In order to avoid property damage or injury, please refer to the complete installation manual and product safety information provided with the product.

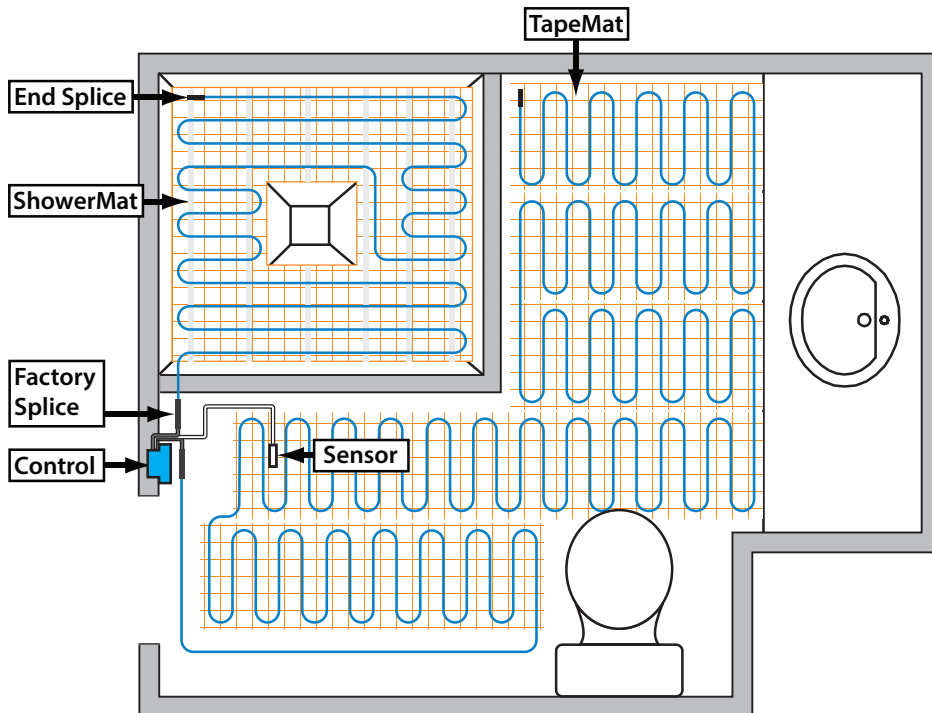
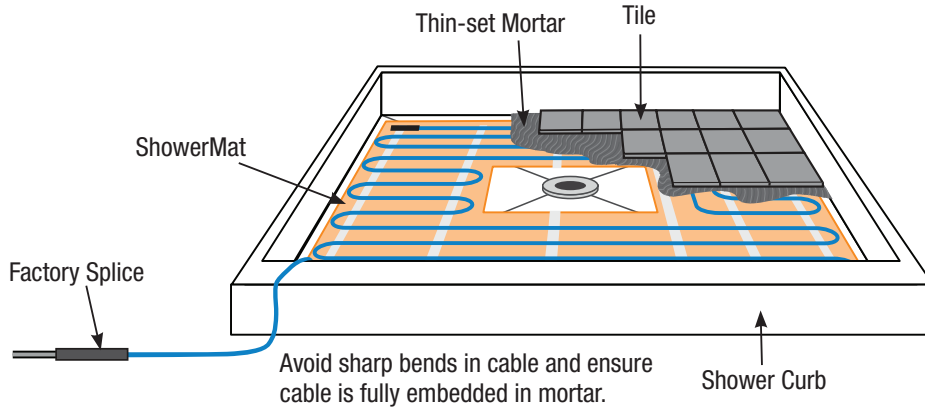
Watts Radiant product specifications in U.S. customary units and metric are approximate and are provided for reference only. For precise measurements, please contact Watts Radiant Technical Service. Watts Radiant reserves the right to change or modify product design, construction, specifications, or materials without prior notice and without incurring any obligation to make such changes and modifications on Watts Radiant products previously or subsequently sold.

**WattsRadiant™**  
 Floor Heating & Snow Melting

Application Parameters		√	
Watt Density		3" (76 mm) o.c.	12 W/ft <sup>2</sup> (129.0 W/m <sup>2</sup> )
Minimum Polymer-modified Thinset		3/8" (9.5 mm)	
Allowable Substrate		Material compatible with electric radiant heating operating at nominal 120-130 °F (49-54 °C). Contact your substrate material manufacturer if uncertain. Not recommended for use on top of bituminous membrane or mops.	
Allowable Floor Coverings		Tile/Stone	
		Marble	

## Watts Radiant® ShowerMat™ Application Examples

Locate power lead and factory splice to heating wire at least 1' outside the shower area.



UL Listed for U.S. under UL Standard 1693 and Canada under CAN/CSA C22.2 No. 130.2-93  
Listing file number E185866.

**WattsRadiant™**  
Floor Heating & Snow Melting

A Watts Water Technologies Company

USA: Tel: (800) 276-2419 • Fax: (417) 864-8161 • WattsRadiant.com

Canada: Tel: (905) 332-4090 • Fax: (905) 332-7068 • Watts.ca

Latin America: Tel: (52) 81-1001-8600 • Fax: (52) 81-8000-7091 • WattsRadiant.com